


Number-writing 1 and 2

1 Trace and count. Write.



Tracing practice for the number 1. The first row shows a solid blue vertical line followed by seven dashed vertical lines, each with a blue dot at the top and a blue arrow pointing downwards. The second row shows a dashed vertical line with a blue dot at the top and a blue arrow pointing downwards, followed by six blue dots on a horizontal line, each with a blue arrow pointing downwards.


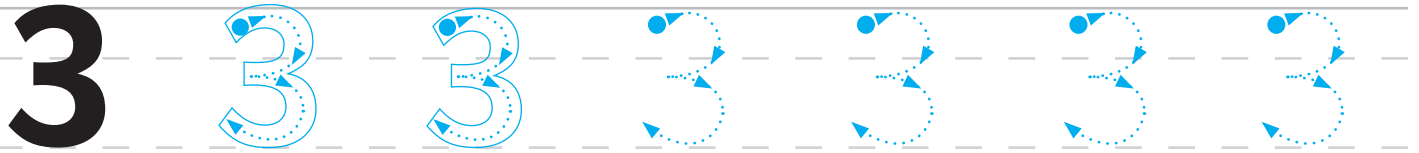

2 Trace and count. Write.




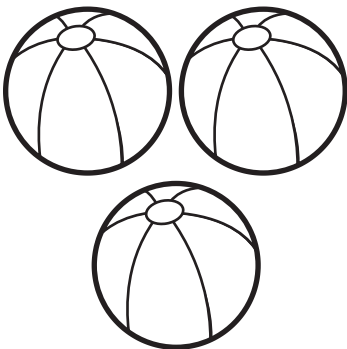
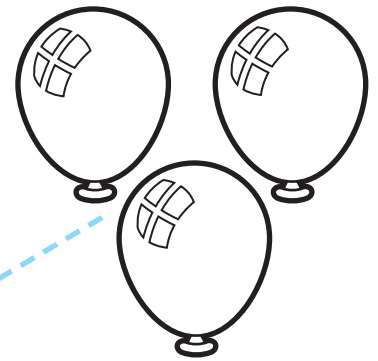
Tracing practice for the number 2. The first row shows a solid black number 2 followed by two dashed number 2s with blue dots and arrows, and then four more dashed number 2s with blue dots and arrows. The second row shows a dashed number 2 with a blue dot and arrow, followed by six blue dots on a horizontal line, each with a blue arrow pointing downwards.

Number-writing 3

1 Trace and count. Write.

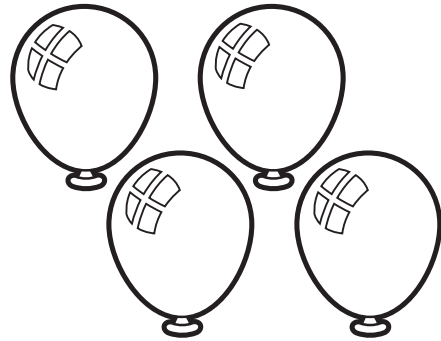
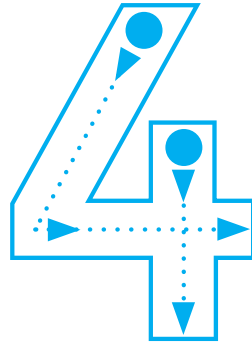


2 Count and match.



Number-writing 4

1 Trace and count. Write.



Tracing practice on a four-line grid. The first row contains a solid number 4, followed by two dashed number 4s with directional arrows, and then four more dashed number 4s. The second row contains a dashed number 4 with directional arrows, followed by six pairs of dots (top and bottom) for independent writing practice.

2 Count and circle.

1 2 3 4

1 2 3 4

1 2 3 4


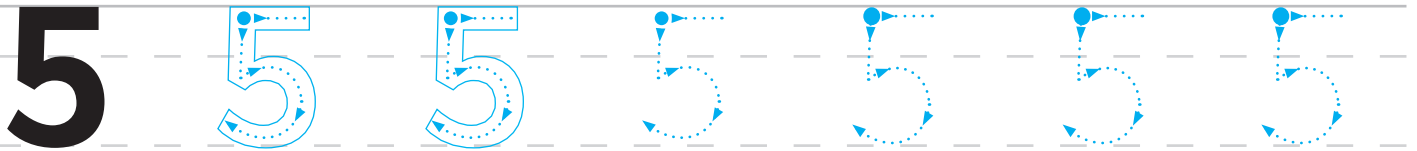
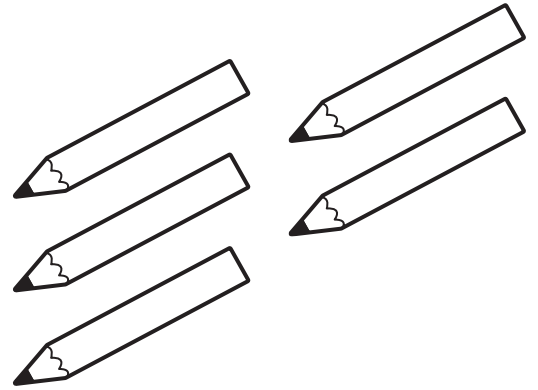
1 2 3 4

1 2 3 4

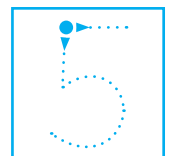
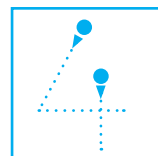
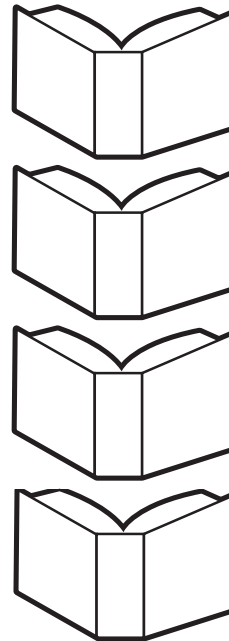



1 2 3 4

Number-writing 5

1 Trace and count. Write.




2 Count and trace.



Number-writing 6

1 Trace and count. Write.



Tracing practice on a four-line grid. The first row contains a solid black 6, followed by a dotted 6 with stroke arrows, and then five more dotted 6s with stroke arrows. The second row contains a dotted 6 with a starting dot, followed by six starting dots.

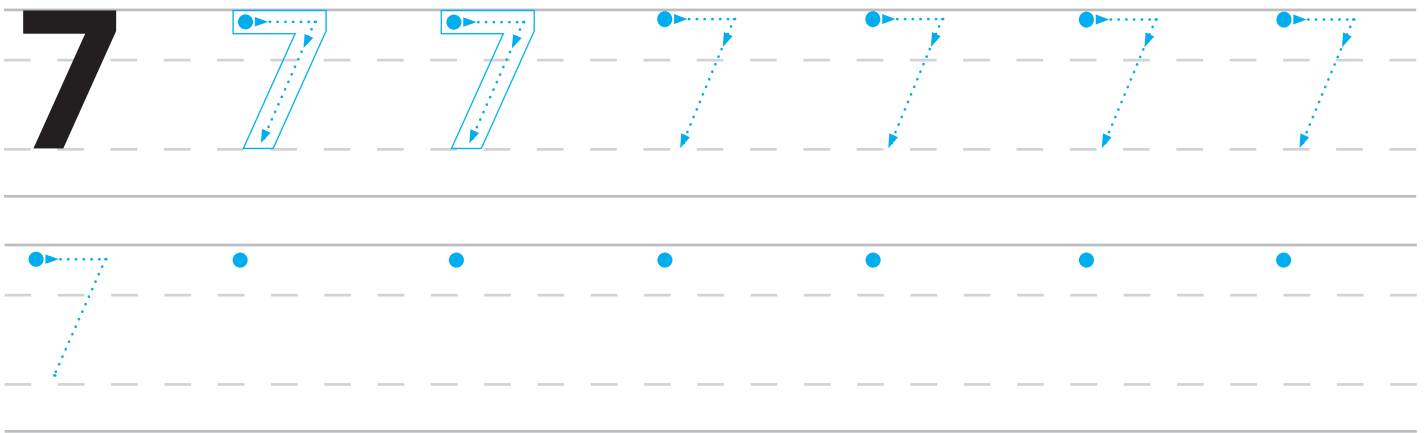


2 Count and circle.

Counting and circling exercises. Each row shows a set of shapes followed by the numbers 4, 5, and 6. The number 6 is circled in the first row.

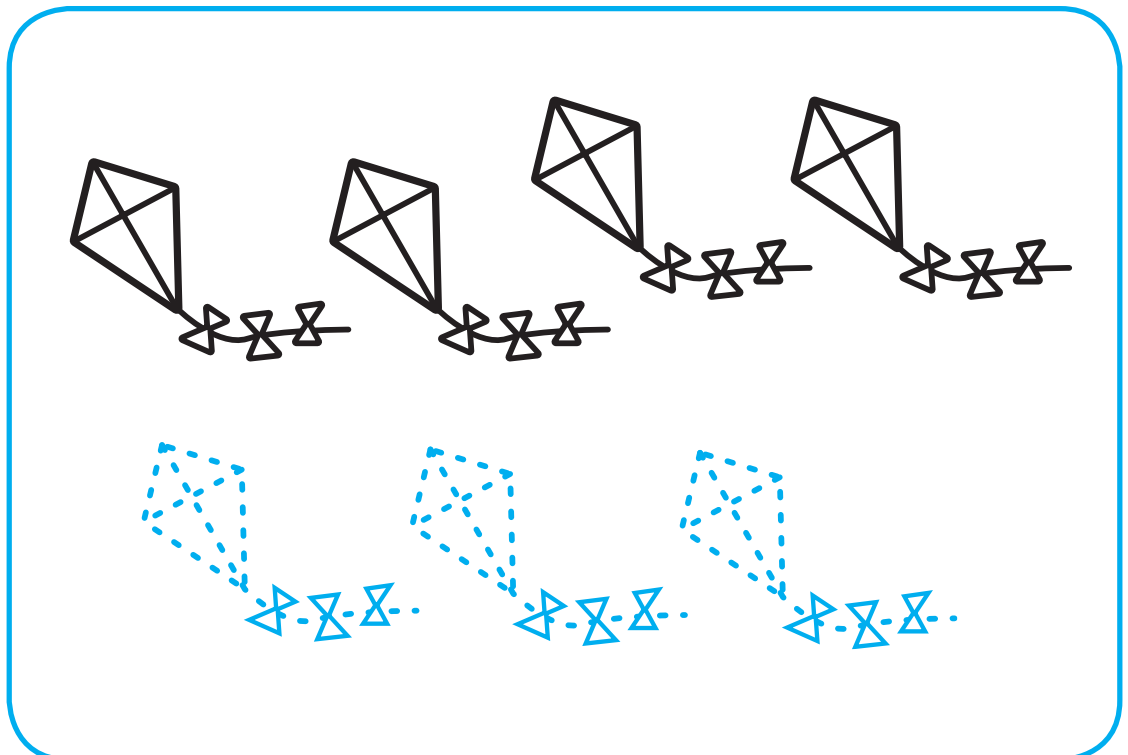
- Row 1: 6 triangles, 4, 5, 6 (circled)
- Row 2: 5 rectangles, 4, 5, 6
- Row 3: 4 circles, 4, 5, 6
- Row 4: 6 squares, 4, 5, 6

Number-writing 7

1 Trace and count. Write.





2 Count and draw.

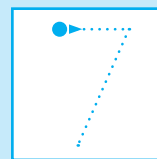



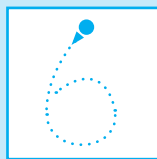

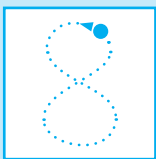



Number-writing 8

1 Trace and count. Write.

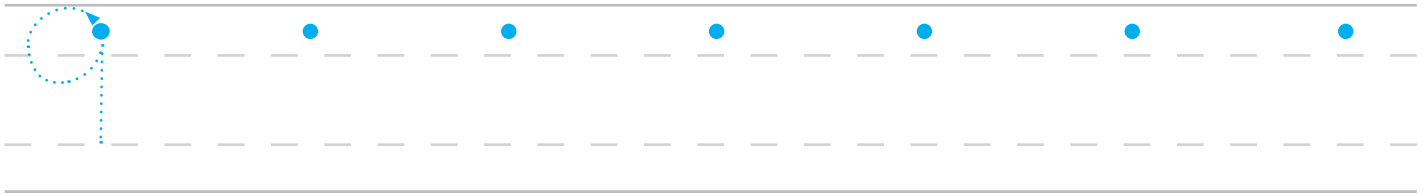




2 Count and trace.






Number-writing 9

1 Trace and count. Write.

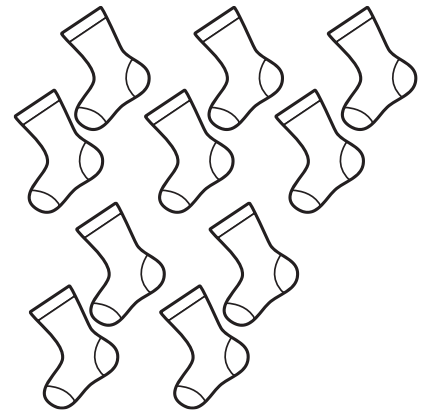
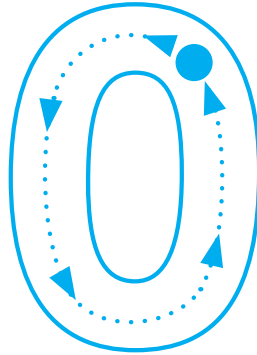


2 Trace, match and count.



Number-writing 10

1 Trace and count. Write.



Tracing practice for the number 10. The first row shows a solid '10', followed by two rows of dotted '10's with directional arrows. The second row includes a dotted '10' with arrows and nine blue dots for independent writing practice.

2 Count and draw.



Counting and drawing activity. A blue-bordered box contains ten line drawings of sweaters arranged in two rows of five. Below the solid drawings are four dotted sweaters for tracing.